

## FILTERING THE DASHBOARD

The dashboard can be customised by clicking on / tapping the filters, examples of which appear below:

Desktop Site:

Select League:

- (All)
- FEMALE SENIOR LEA...
- FEMALE VET 35-44 L...
- FEMALE VET 45+ LEA...
- MALE SENIOR LEAGUE
- MALE VET 40-49 LEA...
- MALE VET 50+ LEAGUE

Mobile Site:

Select League:

- ✓ (All)
- FEMALE SENIOR ...
- FEMALE VET 35-...
- FEMALE VET 45+...
- MALE SENIOR LE...

The **Championship** filter allows users to choose from Overall (All), Off Road and Road Championships. The points and rankings will change depending on the selection made. The Overall Championship is shown by default.

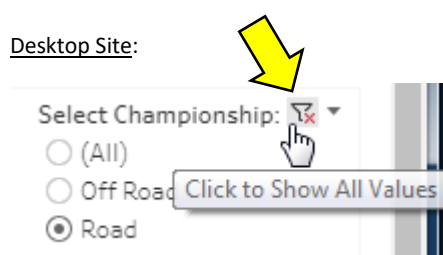
The **League** filter allows users to choose specific leagues. The other leagues will be removed from the table, leaving only the selected league visible. All leagues are shown by default.

**Both filters can be used at the same time.** For example, selecting the 'Off Road' filter will show the Off Road points for each Harrier. If the 'Female Senior League' filter is then selected, the dashboard will change to display the Off Road points for the Female Senior League.

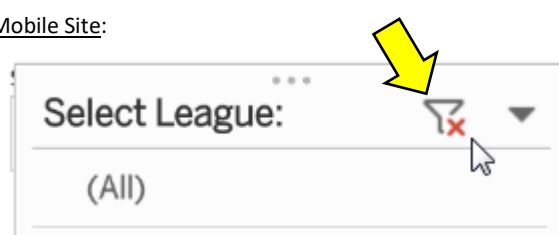
If Off Road is then changed to Road, the dashboard will change again to display the Road points for the Female Senior League.

Filters can be removed by selecting (All) or by using the 'Click to Show All Values' option that becomes available when a filter is applied:

Desktop Site:



Mobile Site:



**No changes to the dashboard are permanent** – if the browser window showing the dashboard is refreshed then the dashboard will completely re-set.

## HIGHLIGHTING DATA ON THE DASHBOARD

*Note that the mobile site tends to work better in landscape for this due to the size of the screen. If rotating your device doesn't automatically expand the dashboard, selecting a filter will force a change.*

Clicking on / tapping a row header or column header will highlight the corresponding data and ghost out everything else:

Katie Hewison	38	19	19
Danielle Fegan	36	18	18
Beatrice Cordingley	34	17	17
Emma Tilley	31	15	16
Jenny Evans	29	14	15

	Race	
	0106 GMXC Cha..	0127 Northern ..
	18	12
	19	16
	21	21
	18	
	21	17
		19
		18
	17	

Hovering the mouse pointer over or clicking on / tapping an entry in the dashboard will show all information relating to that entry:

21	17	16	12
----	----	----	----

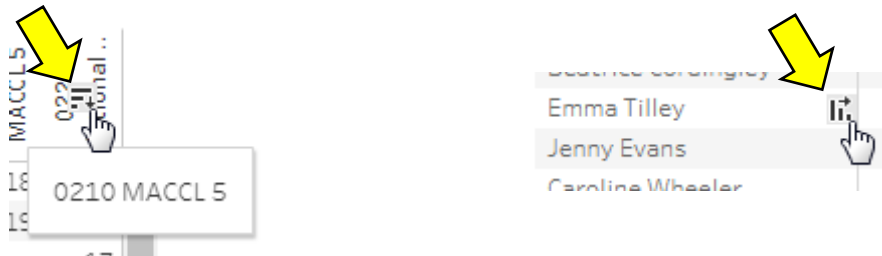
League: FEMALE SENIOR LEAGUE  
Name: Hannah Brown  
Race: 0106 GMXC Champs  
Points: 21

On the **desktop site**, click anywhere on the screen to remove the highlighting / selection  
On the **mobile site**, tap the selected header / data to remove the highlighting / selection

Remember, no changes to the dashboard are permanent – if the browser window showing the dashboard is refreshed then the dashboard will completely re-set.

## SORTING THE DASHBOARD (Desktop Site Only)

In the centre of the columns and to the right of the rows, a sorting option is offered where the below icon is shown:



Click on this icon once to sort the data by **descending** order. The dashboard will show it is being sorted by this row or column by displaying an icon next to the text:

League	Name	Grand Total	Race					
			0106 GMXC Cha..	0224 National ..	0127 Northern ..	0106 Cheshire ..	0113 MACCL4	0210 MACCL5
FEMALE SENIOR LEAGUE	Sarah Goulden	82		13	12	21	18	18
	Lydia Briggs	54	16				19	19
	Ellen Downs	52	19	17	16			
	Jane Thomas	52	17	14			21	

Click the Sort icon again to sort by **ascending** order:

League	Name	Grand Total	Race					
			0127 Northern ..	0224 National ..	0106 GMXC Cha..	0106 Cheshire ..	0113 MACCL4	0210 MACCL5
FEMALE SENIOR LEAGUE	Sarah Goulden	82	12	13		21	18	18
	Lydia Briggs	54			16		19	19
	Ellen Downs	52	16	17	19			
	Jane Thomas	52	14	17			21	

Click a third time to remove the filter entirely:

League	Name	Grand Total	Race					
			0106 Cheshire ..	0106 GMXC Cha..	0113 MACCL4	0127 Northern ..	0210 MACCL5	0224 National ..
FEMALE SENIOR LEAGUE	Sarah Goulden	82	21		18	12	18	13
	Lydia Briggs	54		16	19		19	
	Ellen Downs	52		19		16		17

Remember, no changes to the dashboard are permanent – if the browser window showing the dashboard is refreshed then the dashboard will completely re-set.